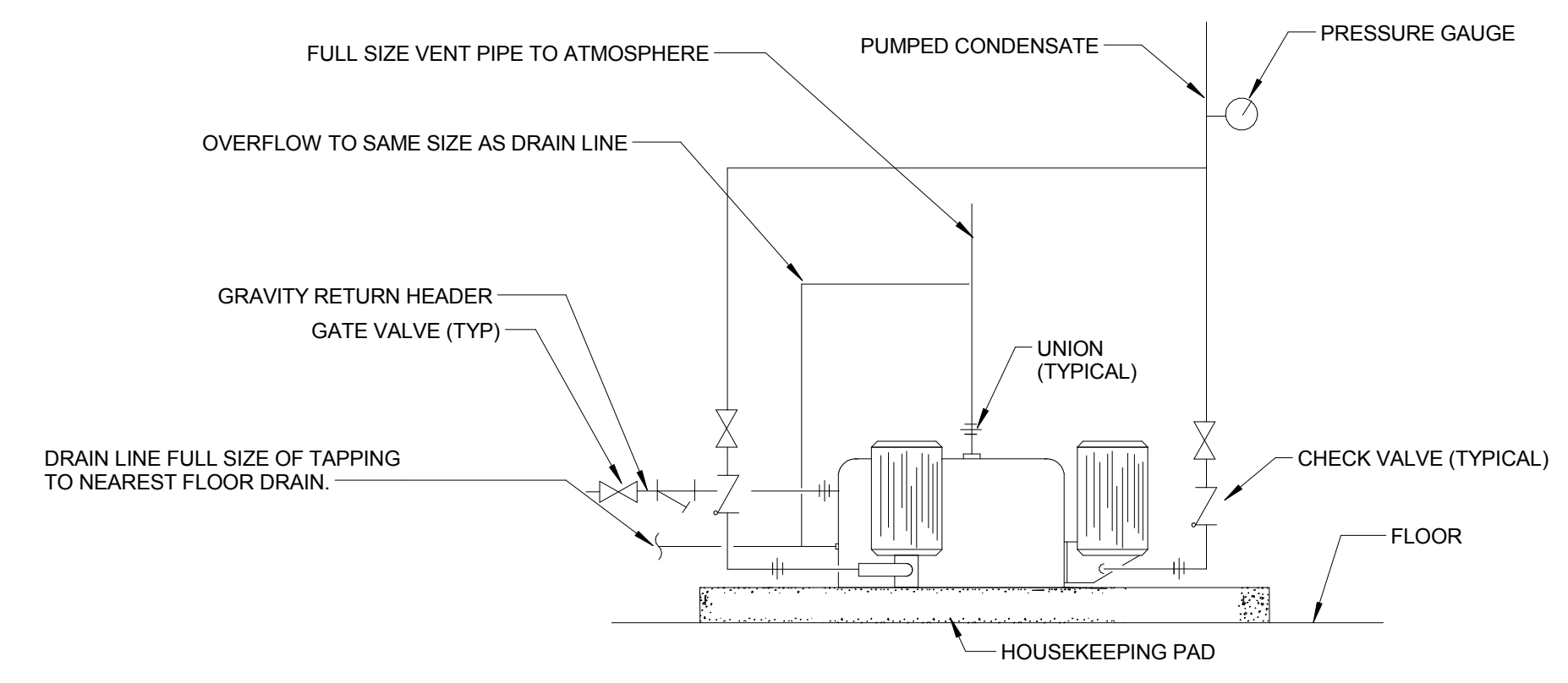
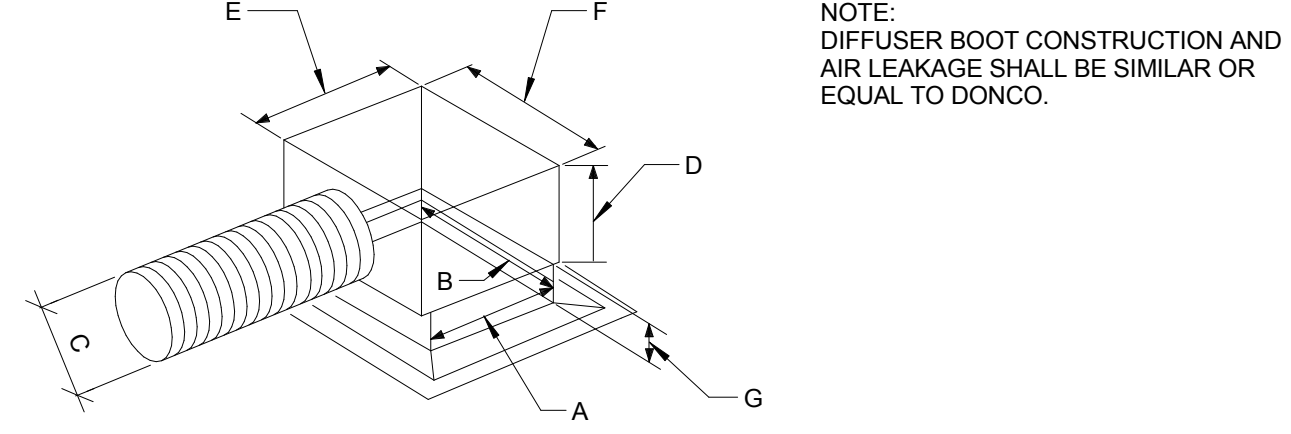


1 BELL MOUTH CONNECTION DETAIL  
NTS

2 LOW PRESSURE STEAM RISER TAKE-OFF DETAIL  
NTS

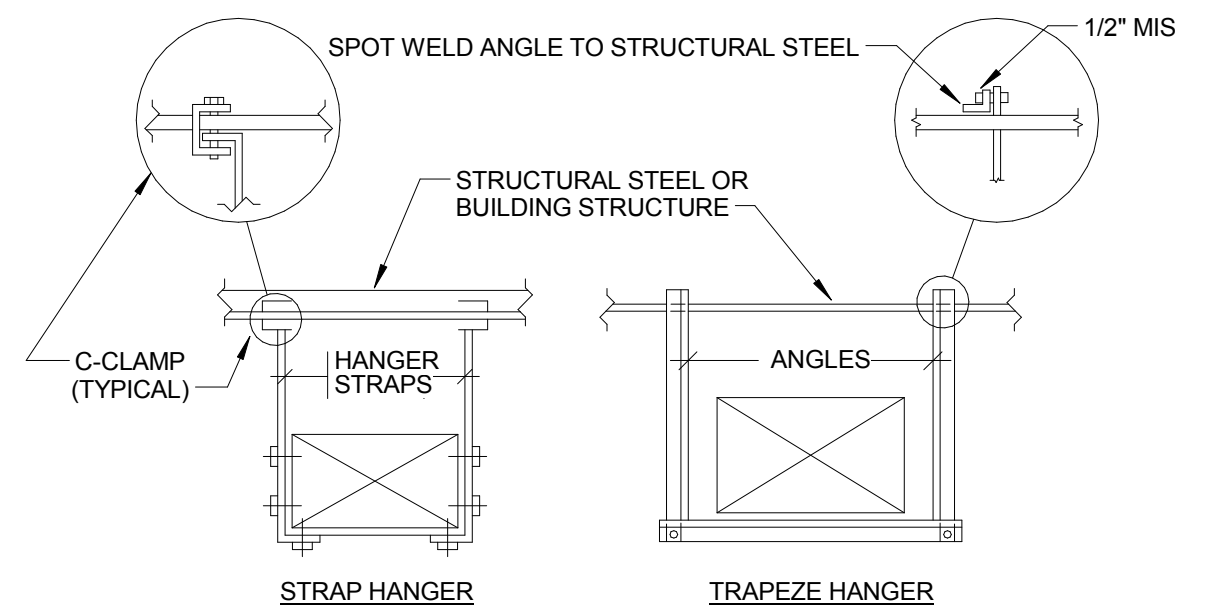


3 CONDENSATE PUMP DETAIL. N.I.C.  
NTS



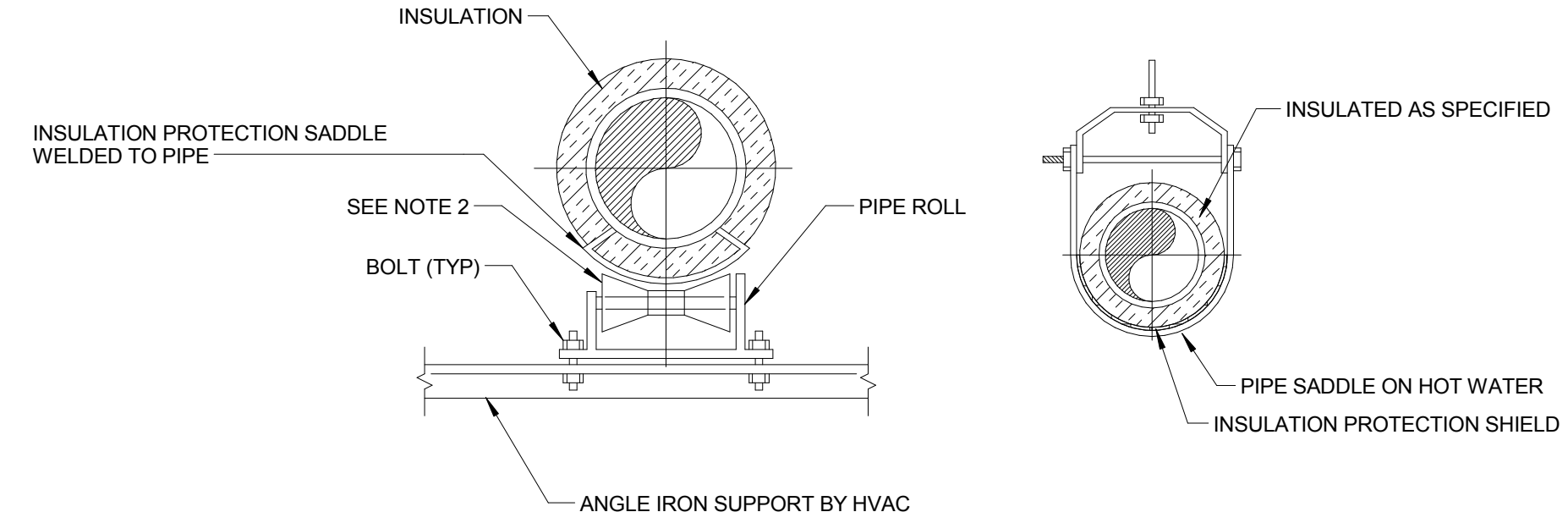
A	6"	6"	9"	9"	9"	12"	12"	12"	15"
B	6"	9"	9"	12"	12"	12"	12"	15"	15"
MAX CFM	120	185	265	280	325	375	470	500	625
C	6"	8"	9"	10"	10"	12"	12"	14"	16"
D	8"	10"	12"	12"	12"	14"	14"	16"	18"
E	10"	10"	14"	14"	14"	16"	16"	16"	20"
F	10"	14"	14"	14"	16"	16"	16"	20"	20"
G	6"	6"	6"	6"	6"	6"	6"	6"	6"

4 DIFFUSER CONNECTION DETAIL  
NTS



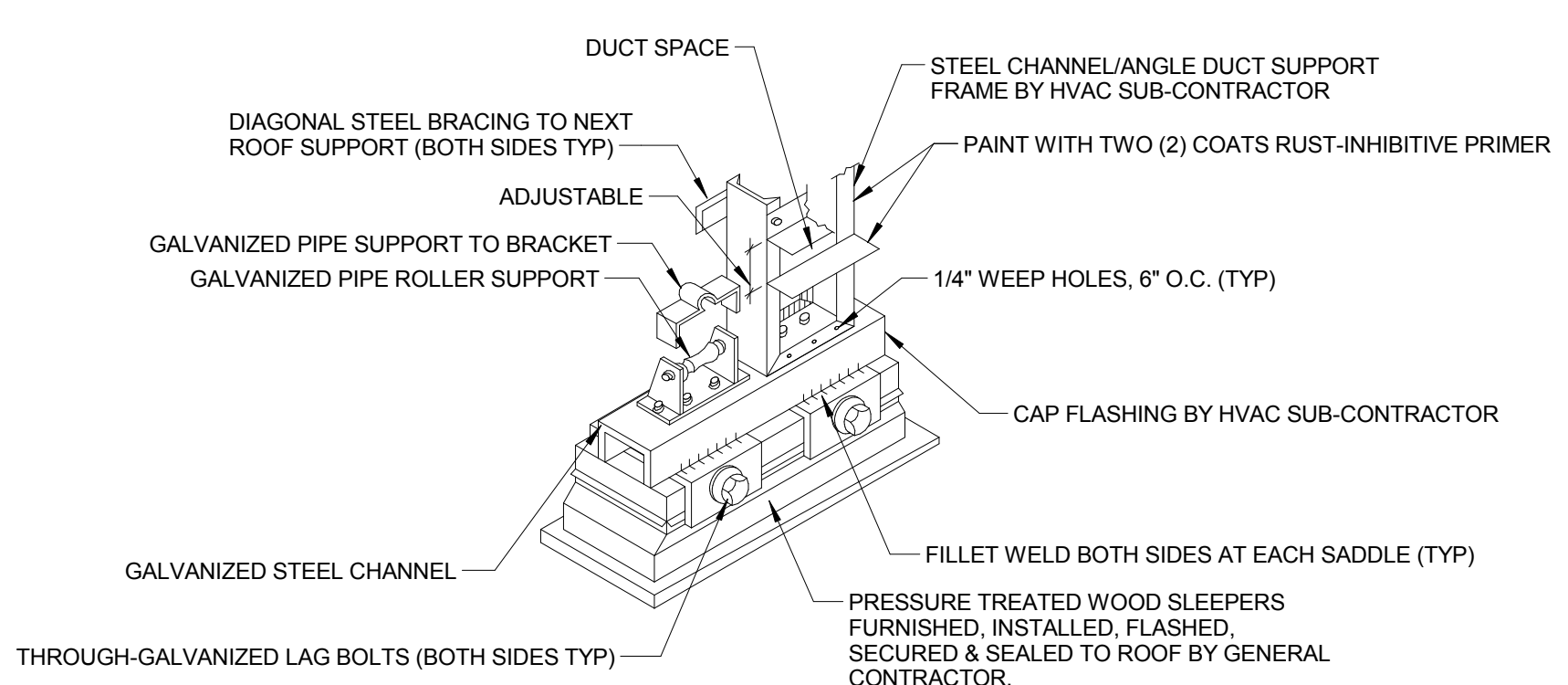
NOTES:  
1. REFER TO OTHER DETAILS ON THIS DRAWING FOR HIGH VELOCITY DUCTWORK DETAILS AS REQUIRED.  
2. FOR STRAP AND TRAPEZE HANGER SIZE, REFER TO SMACNA DUCT STANDARDS.  
3. NO POP RIVETS ALLOWED, USE SELF-TAPPING SHEET METAL SCREWS ONLY.

5 DUCT HANGER DETAIL (LOW VELOCITY)  
NTS

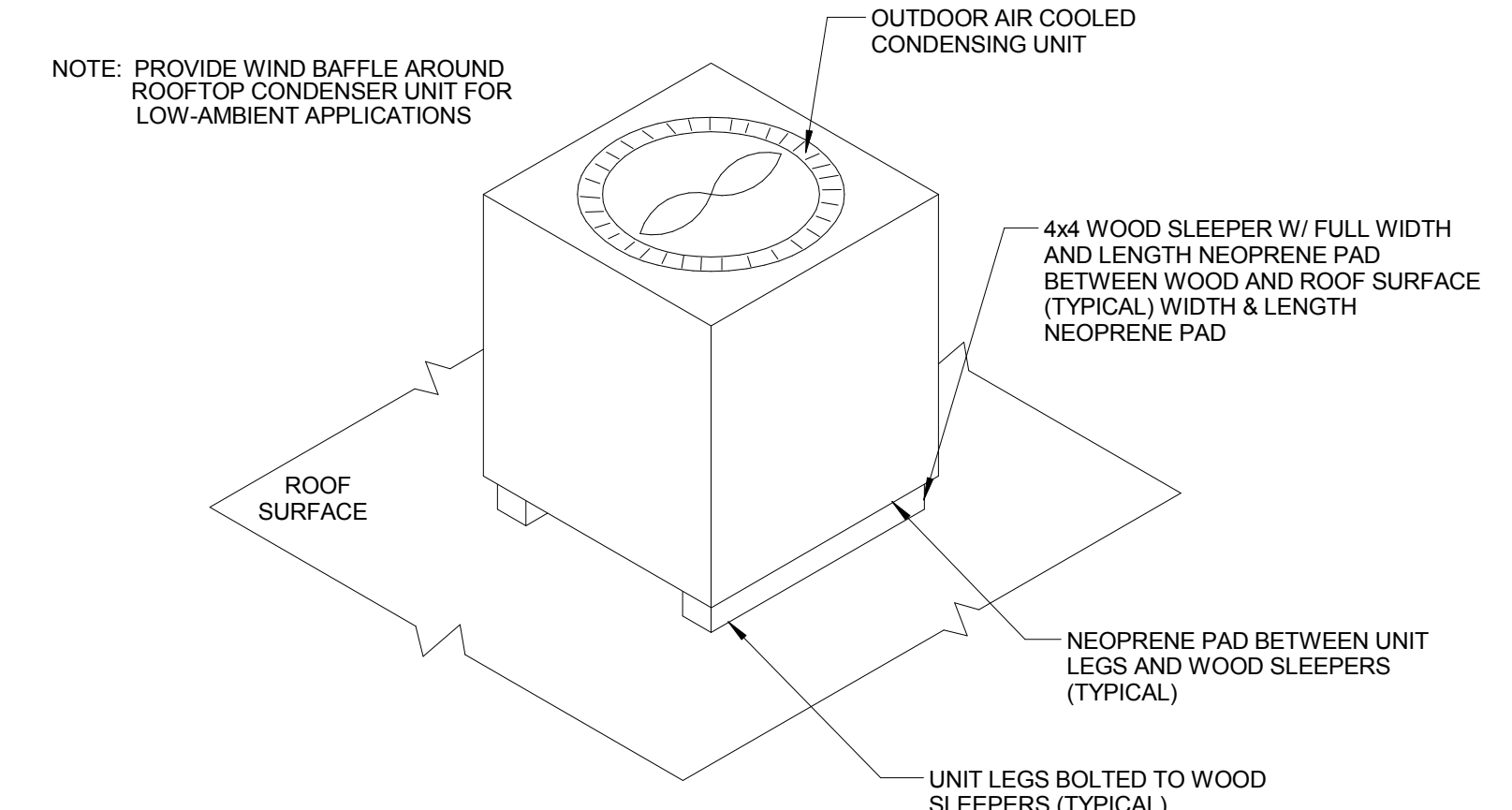


NOTES:  
1. FOR TYPE OF HANGER AND INSULATION REQUIREMENTS REFER TO SPECIFICATIONS.  
2. SERVICE PIPING AS INDICATED IN SPECIFICATIONS SHALL BE INSTALLED ON ROLLER HANGERS.

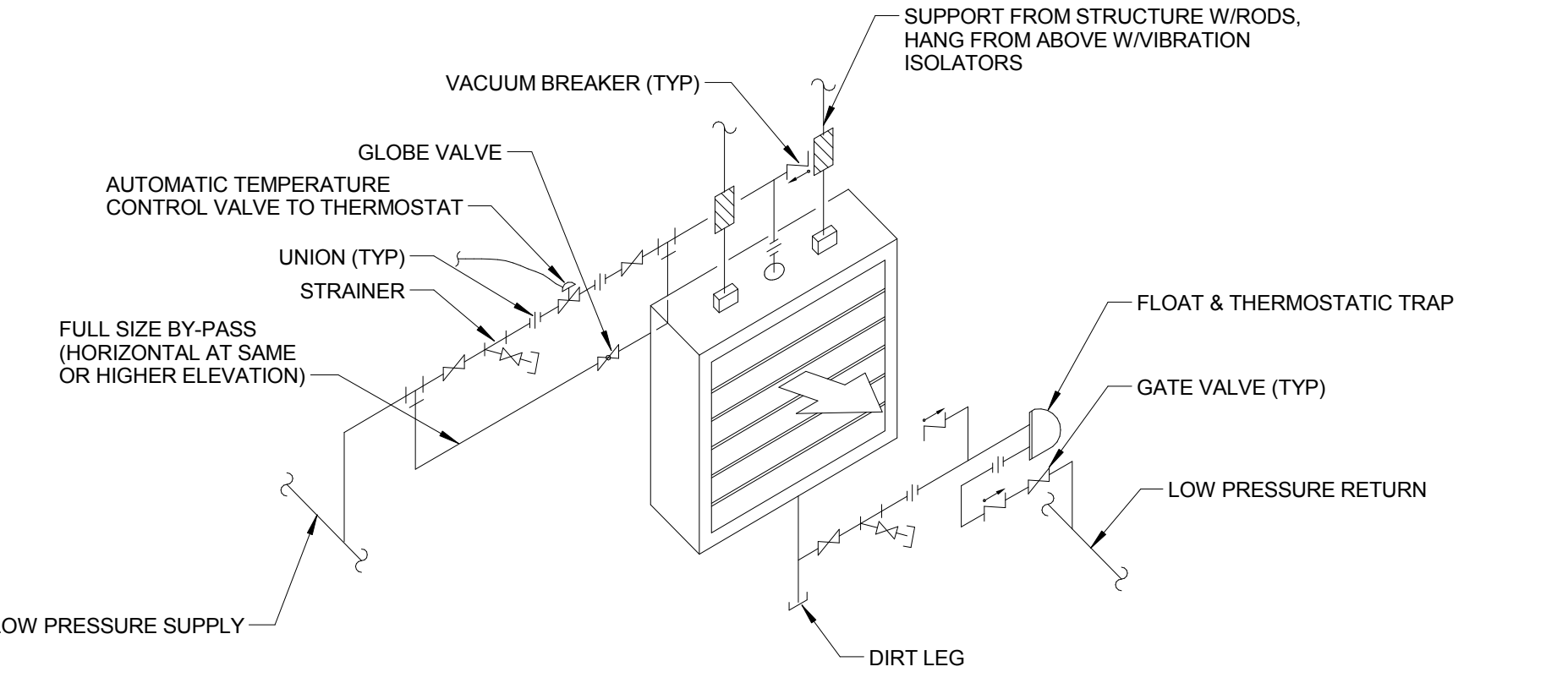
6 PIPE HANGER & PIPE ROLLER DETAIL  
NTS



7 ROOF MOUNTED PIPE & DUCT SUPPORT DETAIL  
NTS



8 ROOFTOP CONDENSER MOUNTING DETAIL - SMALL  
NTS



NOTES:  
1. PROVIDE DOUBLE TRAP ASSEMBLY WHERE INDICATED ON THE DRAWINGS &/OR SPECIFIED.  
2. PROVIDE UNIT MOUNTED OR REMOTE THERMOSTAT AS SHOWN ON THE DRAWINGS. SEE SPECIFICATIONS FOR SEQUENCE OF CONTROL.

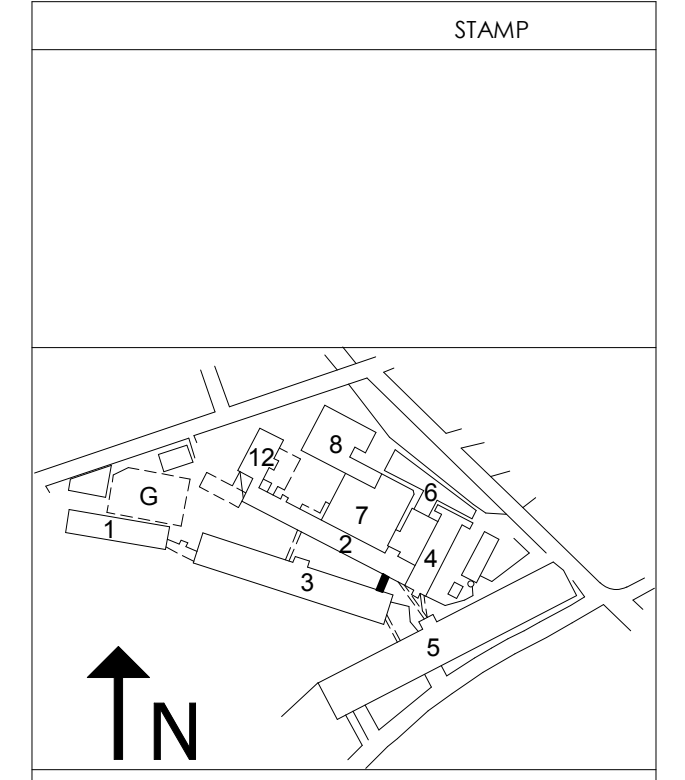
9 STEAM UNIT HEATER PIPING DETAIL  
NTS

**MPA MARGULIES PERRUZZI ARCHITECTS**  
308 Congress Street | Boston, MA 02210 | 617.482.2322 | www.mpp-architects.com  
Design for the way you work.

CLIENT INFORMATION  
**MILL & MAIN RENOVATION**  
AS CLOCK TOWER  
OWNER LLC  
146 MAIN STREET  
MAYNARD, MA 01754

CONSULTANT INFORMATION  
CIVIL ENGINEER  
**NISCH ENGINEERING**  
24 HARTWELL AVE., 3RD FLOOR  
BOSTON, MA 02128  
617-538-0663  
LANDSCAPE DESIGN  
**BROWN, RICHARDSON, & ROWE**  
100 STATE STREET, SUITE 2200  
BOSTON, MA 02109  
617-864-7399  
SPECIFICATIONS  
**KALIN ASSOCIATES**  
100 STATE STREET, SUITE 2200  
BOSTON, MA 02109  
617-864-7399  
STRUCTURAL ENGINEER  
**HALEY & ALDRICH, INC.**  
465 MEDFORD STREET, SUITE 200  
MAYNARD, MA 01754  
617-588-7399  
MECHANICAL ENGINEER  
**SIEMSON GUMPERTZ & HEGGER**  
41 BEYON STREET, BLDG. 1, SUITE 500  
MAYNARD, MA 01754  
617-588-7399

REVISIONS		
NUMBER	DESCRIPTION	DATE



DATE: 10/19/2015  
SCALE: 1/8" = 1'-0"  
DRAWN BY: Author  
PROJECT NUMBER: SAR15A.00  
DRAWING TITLE  
**HVAC DETAILS**  
**1H-003**  
DRAWING NUMBER