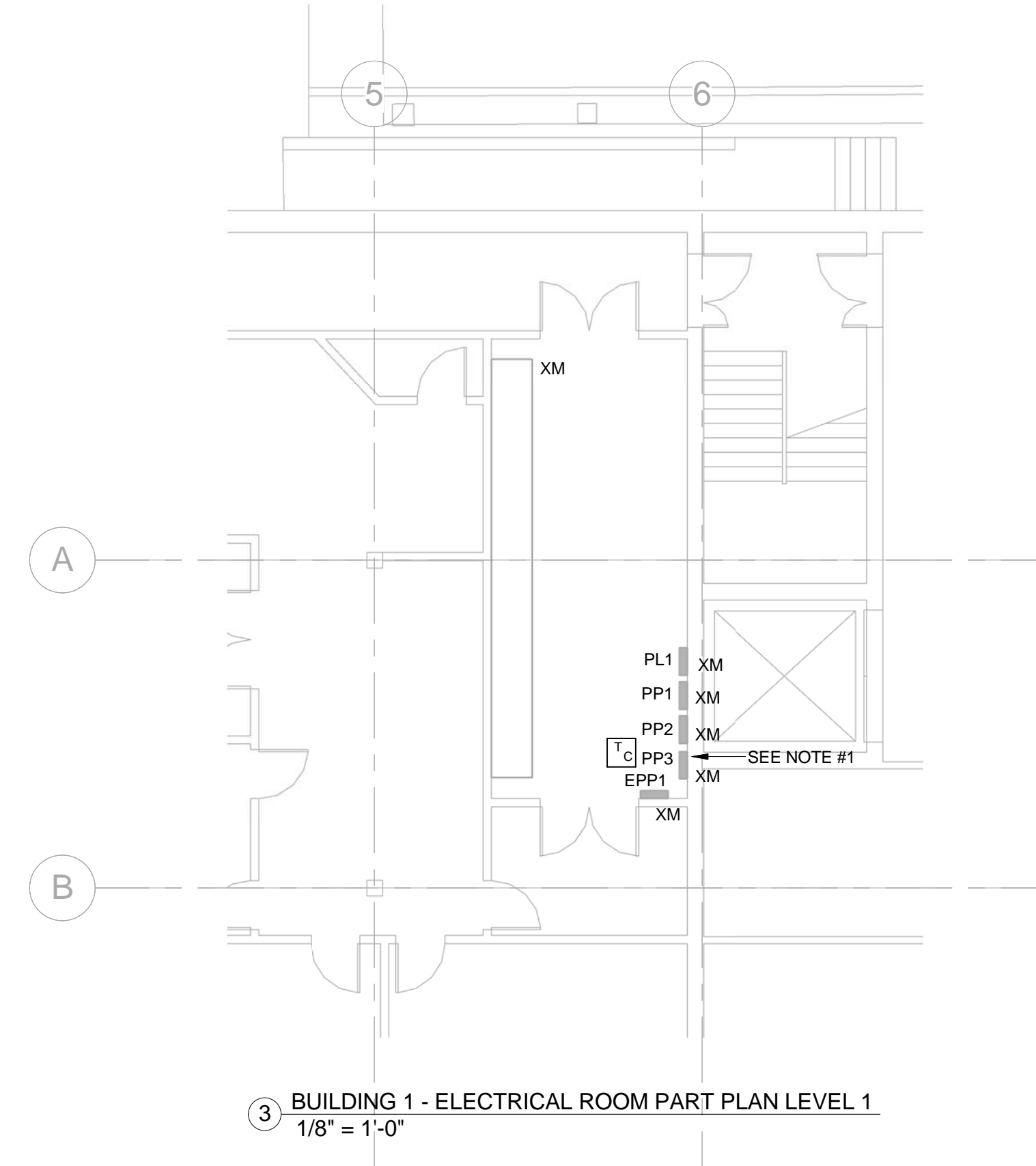
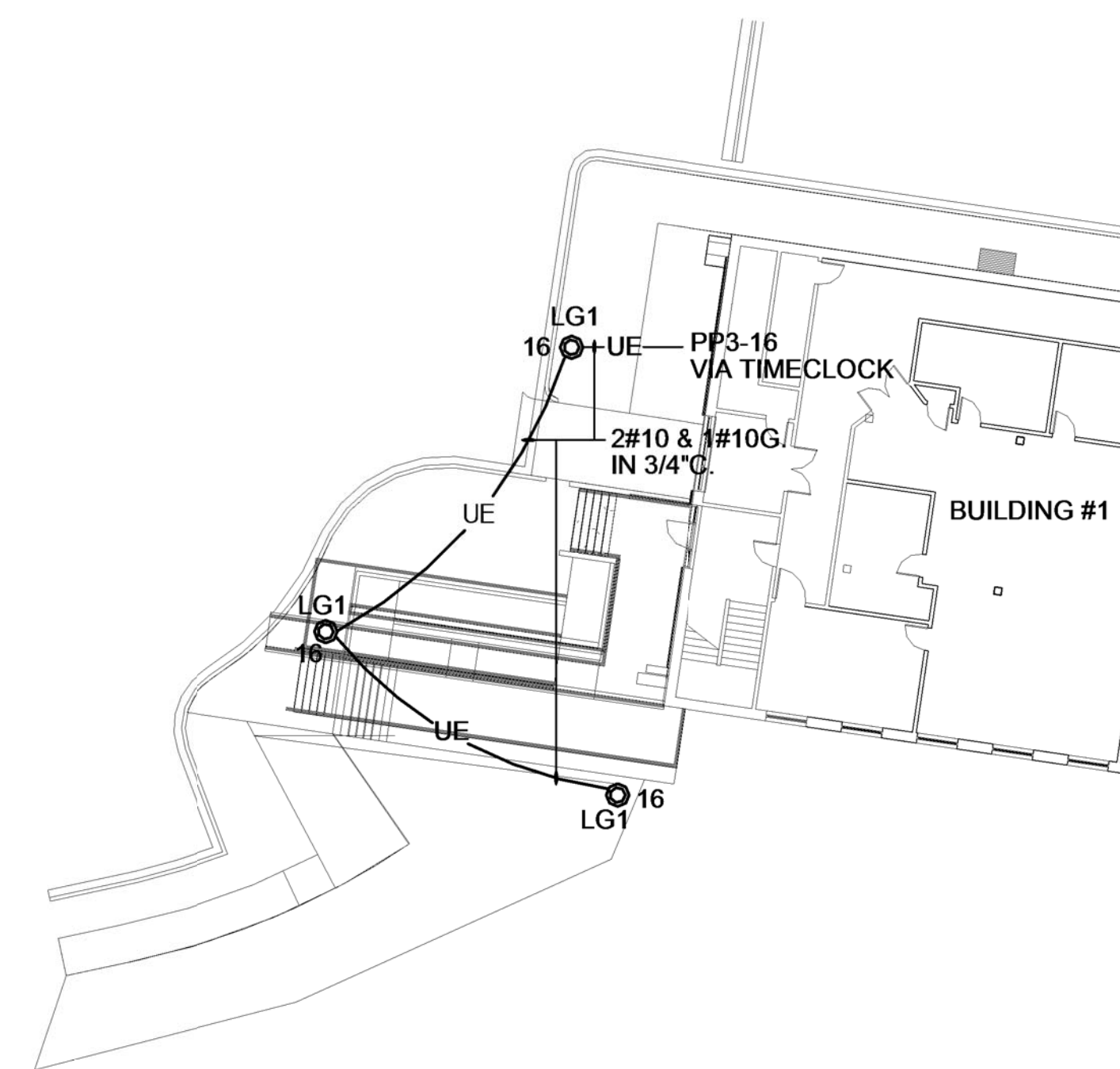


1 BUILDING 1 - ELECTRICAL LIGHTING LEVEL 1 PLAN  
1/8" = 1'-0"



3 BUILDING 1 - ELECTRICAL ROOM PART PLAN LEVEL 1  
1/8" = 1'-0"



2 BUILDING 1 SITE LIGHTING  
1" = 20'-0"

SHEET NOTES

1. PROVIDE (1)20A-2P & (3)20A-1P IN EXISTING PANEL PP3. NEW CIRCUIT BREAKERS TO MATCH EXISTING PANEL/BREAKER MANUFACTURER, KAIC, ETC..

KEYED NOTES

CLIENT INFORMATION

MILL & MAIN RENOVATION

AS CLOCK TOWER

OWNER LLC  
146 MAIN STREET  
MAYNARD, MA 01754

CONSULTANT INFORMATION

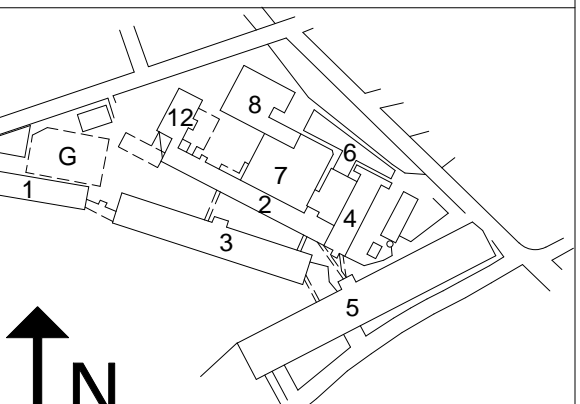
CIVIL ENGINEER  
NITSCH ENGINEERING  
2 CENTER PLAZA, SUITE 400  
BOSTON, MA  
617-258-0065

MEP ENGINEER  
A&A CONSULTING ENGINEERS  
24 HARTWELL AVE., 3RD FLOOR  
EDMUNTON, MA 02421  
781-572-5500

REVISIONS

NUMBER	DESCRIPTION	DATE

STAMP



KEY PLAN

DATE: 10/19/15  
SCALE: As Indicated  
DRAWN BY: C.R.  
PROJECT NUMBER: SART15A.00

DRAWING TITLE  
ELECTRICAL  
LIGHTING & POWER  
LEVEL 1 PLAN & SITE

1E-200  
DRAWING NUMBER

DRAWING NUMBER



Design for the way you work.