

Disposing in a Sharps Container

Do NOT dispose of loose sharps into the container directly.



Do NOT dispose of sharps in plastic bags.



Do NOT dispose of medication in the sharp's container.

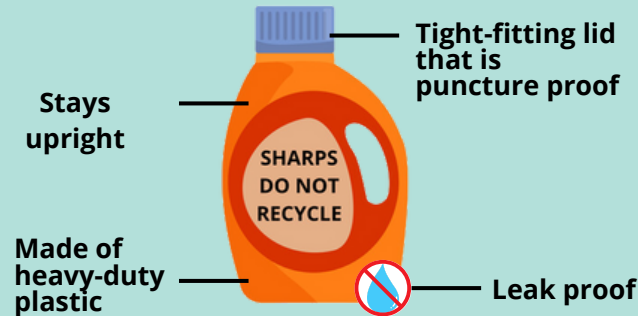


DO use a puncture proof container with closed lid when disposing of sharps.



If You Cannot Get a Sharps Container

If you do not have a sharps container, use an empty household container with the following features:



1. Close container lid and secure it shut with tape for extra protection.
2. Label the container "Sharps Biohazard" so that it is visible.
3. Bring the container to your local sharps disposal location or call your local health department.

Do NOT use containers that can puncture, break or tear easily such as:



milk containers



soda cans



water bottles

Remember to dispose of the sharps container when it is 2/3 full. Do NOT fill container to the top for safety.

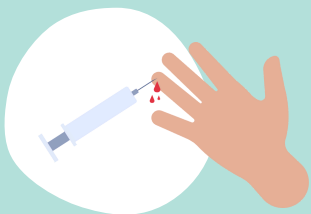
KEEP YOUR COMMUNITY PROTECTED, DISPOSE OF SHARPS SAFELY.



What are sharps?

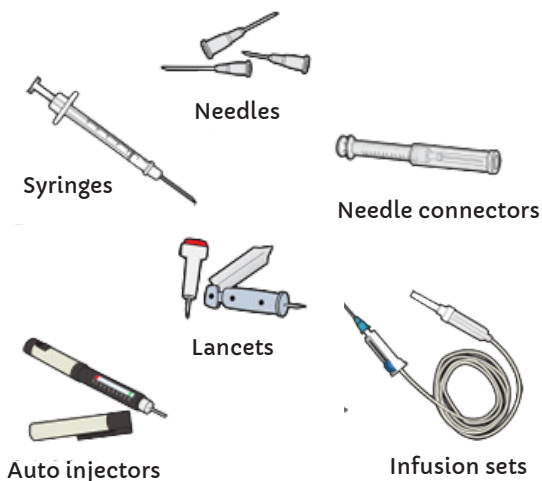
Many people use medical sharps, which are any device that punctures the skin to deliver medication, to manage different health conditions. When people use sharps at home, safe sharps disposal is important.

Needle stick or sharps injury can expose you to painful injury and the risk of contracting infectious diseases.



Protect your community by always discarding your used sharps in a sharp's disposal container. **Do NOT dispose of loose sharps into the container.**

Examples of loose sharps:



Disposal Do's & Dont's

- ❌ **DO NOT** throw loose needles and other sharps into the trash.
- ❌ **DO NOT** flush needles and other sharps down the toilet.
- ❌ **DO NOT** put needles and other sharps in your recycling bin -- they are not recyclable.
- ❌ **DO NOT** try to remove, bend, break, or recap needles used by another person. This can lead to accidental needle sticks, which may cause serious infections.



- ✅ **DO** immediately place used needles and other sharps in a sharps disposal container to reduce the risk of needle sticks, cuts or punctures from loose sharps.
- ✅ **DO** use an FDA-cleared sharps disposal container, if possible. If an FDA-cleared container is not available, use an empty household container with heavy-duty plastic as an alternative.
- ✅ **DO** keep all sharps and sharps disposal containers out of reach of children and pets.
- ✅ **DO** seal sharps disposal containers when disposing of them, label them properly and check your community guidelines on how to properly dispose of them.

Sharps Disposal Locations

In Maynard:

Sharps Disposal receptacle is located in front of the Maynard Police Department.

If the receptacle is full, please call the Public Health Division (978) 897-1302 for additional disposal containers.

Other sharps containers may be available from your doctor, health insurance, or medication supplier. Scan the QR code below for info.

SCAN ME

